

Perch Light Branch

UMUT YAMAC



What is more poetic and elegantly captivating than a bird perched on a branch, flirting, singing and celebrating life? We all recognize this image and steal a moment from our precious time to admire this triumph of nature and beauty.

Detailing



These sunlit birds are free to swing when softly touched. They gently glow and bring along the promise of spring.

Colours




Brass and white

Perch Light Branch / Large

Dimensions

112cm | 44.1"

41cm | 16.1"



53cm | 20.9"

Product

WIDTH 112cm | 44.1"

HEIGHT 53cm | 20.9"

DEPTH 41cm | 16.1"

WEIGHT NETTO 9kg | 19.84lbs

Packaging

WIDTH 34cm | 13.4"

HEIGHT 53cm | 20.9"

CUBAGE 0.21m³ | 7.32ft³

LENGTH 115cm | 45.3"

WEIGHT 9kg | 19.84lbs

Technical CE

ADDITIONAL

Includes 3 small and 2 large birds. Minimum of 30cm/11,8" from ceiling. One straight connector included. Suspension poles included with set 1: 2x50cm, 2x15cm, 2x10cm (150cm total) finished in matching colour.

MATERIAL

Steel and aluminium frame with polycarbonate (PC) and synthetic paper birds.

ENERGY LABEL

Energy Label B

LIGHTSOURCE TYPE

LED

LIGHTSOURCE INCLUDED

Yes

NUMBER OF LIGHTSOURCES

5

SHAPE

Linear

INPUT VOLTAGE

180-240

FREQUENCY

50/60

MAX POWER CONSUMPTION

15W

LAMPHOLDER

LED (Solid state)

LIFETIME

50000 hours

CABLE COLOUR

Black

CABLE LENGTH

400cm | 157.5"; 1000cm | 393.7"

CANOPY

Matching steel cylinder

COLOUR TEMPERATURE

3000 K

CRI

80

LIGHT DIRECTION

All directions

LIGHT OUTPUT

560 lm

DIMMING & LIGHTING CONTROL

0-10V, 1-10V, Push / Pulse dim on SELV, Potentiometer

See last page for more information about the dimming possibilities.



*Technical cULus***ADDITIONAL**

Includes 3 small and 2 large birds. Minimum of 30cm/11,8" from ceiling. One straight connector included. Suspension poles included with set 1: 2x50cm, 2x15cm, 2x10cm (150cm total) finished in matching colour.

MATERIAL

Steel and aluminium frame with polycarbonate (PC) and synthetic paper birds.

ENERGY LABEL

Energy Label B

LIGHTSOURCE TYPE

LED

LIGHTSOURCE INCLUDED

Yes

NUMBER OF LIGHTSOURCES

5

SHAPE

Linear

INPUT VOLTAGE

90-305

FREQUENCY

50/60

MAX POWER CONSUMPTION

20W

LAMPHOLDER

LED (Solid state)

LIFETIME

50000 hours

CABLE COLOUR

Black

CABLE LENGTH

400cm | 157.5"

CANOPY

Matching steel cylinder

COLOUR TEMPERATURE

3000 K

CRI

80

LIGHT DIRECTION

All directions

LIGHT OUTPUT

560 lm

DIMMING & LIGHTING CONTROL

1-10V, PWM, Potentiometer

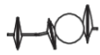
See last page for more information about the dimming possibilities.



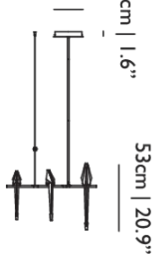
Perch Light Branch / Small

Dimensions

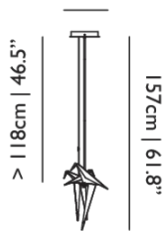
73cm | 28.7"



24cm | 9.5"



36cm | 14.2"



Product

WIDTH 73cm | 28.7"

HEIGHT 53cm | 20.9"

DEPTH 36cm | 14.2"

WEIGHT NETTO 7kg | 15.43lbs

Packaging

WIDTH 36cm | 14.2"

HEIGHT 41cm | 16.1"

CUBAGE 0.14m³ | 4.85ft³

LENGTH 93cm | 36.6"

WEIGHT 7kg | 15.43lbs

Technical CE

ADDITIONAL

Includes 3 small and 2 large birds. Minimum of 30cm/11,8" from ceiling. One straight connector included. Suspension poles included with set 1: 2x50cm, 2x15cm, 2x10cm (150cm total) finished in matching colour.

MATERIAL

Steel and aluminium frame with polycarbonate (PC) and synthetic paper birds.

ENERGY LABEL

LIGHTSOURCE TYPE

LED

LIGHTSOURCE INCLUDED

Yes

NUMBER OF LIGHTSOURCES

3

SHAPE

Linear

INPUT VOLTAGE

100-240

FREQUENCY

50/60

MAX POWER CONSUMPTION

15W

LAMPHOLDER

LED (Solid state)

LIFETIME

50000 hours

CABLE COLOUR

Black

CABLE LENGTH

400cm | 157.5"; 1000cm | 393.7"

CANOPY

Matching steel cylinder

COLOUR TEMPERATURE

3000 K

CRI

80

LIGHT DIRECTION

All directions

LIGHT OUTPUT

336 lm

DIMMING & LIGHTING CONTROL

0-10V, 1-10V, Push / Pulse dim on SELV, Potentiometer

See last page for more information about the dimming possibilities.



*Technical cULus***ADDITIONAL**

Includes 3 small and 2 large birds. Minimum of 30cm/11,8" from ceiling. One straight connector included. Suspension poles included with set 1: 2x50cm, 2x15cm, 2x10cm (150cm total) finished in matching colour.

MATERIAL

Steel and aluminium frame with polycarbonate (PC) and synthetic paper birds.

ENERGY LABEL**LIGHTSOURCE TYPE**

LED

LIGHTSOURCE INCLUDED

Yes

NUMBER OF LIGHTSOURCES

3

SHAPE

Linear

INPUT VOLTAGE

90-264

FREQUENCY

50/60

MAX POWER CONSUMPTION

20W

LAMPHOLDER

LED (Solid state)

LIFETIME

50000 hours

CABLE COLOUR

Black

CABLE LENGTH

1000cm | 393.7"; 400cm | 157.5"

CANOPY

Matching steel cylinder

COLOUR TEMPERATURE

3000 K

CRI

80

LIGHT DIRECTION

All directions

LIGHT OUTPUT

336 lm

DIMMING & LIGHTING CONTROL

1-10V, PWM, Potentiometer

See last page for more information about the dimming possibilities.



Dimming & Lighting Control

0-10V

The luminaire is dimmable by using an either internally mounted or externally placed 0-10V dimmer switch. 0-10V is a dimming system widely used in some parts of the world, for example in North-America. This method will need its own wiring. Dimming quality is perfect, without flicker, the range can be limited and the luminaire can be dimmed to off.

Compatible models: Large CE, Small CE

1-10V

The luminaire is dimmable by using an either internally mounted or externally placed 1-10V dimmer switch. 1-10V is a dimming system widely used in some parts of the world, for example in North-America. This method will need its own wiring. Dimming quality is perfect, without flicker, the range can be limited and the luminaire cannot be dimmed to off. To turn off the luminaire a switch is needed.

Compatible models: Large CE, Large cULus, Small CE, Small cULus

Push / Pulse dim on SELV

The luminaire is dimmable by using an either internally mounted or externally placed low voltage momentary switch or pushbutton switch. This switch will need its own low voltage wiring. The switch should be of the type 'normal off - momentary on'. The luminaire dims perfectly when the switch makes and holds contact. A short press switches between on and off.

Compatible models: Large CE, Small CE

Potentiometer

The luminaire is dimmable by turning a potentiometer knob that is either internally mounted or externally placed. This dimmer will need its own low voltage wiring, hiring a professional installer is advised. The lamp is perfectly dimmable. Most knobs can be used to also turn the luminaire on/off.

Compatible models: Large CE, Large cULus, Small CE, Small cULus

PWM

The luminaire is dimmable by using a low voltage Pulse Width Modulation dimmer. This dimmer will need its own low voltage wiring, hiring a professional installer is advised. By using PWM the luminaire will dim perfectly over its full range. In some cases, a little flicker can be experienced in the lower range.

Compatible models: Large cULus, Small cULus
