

Heracleum III The Big O

BERTJAN POT | POWERED THROUGH ELECTROSANDWICH® BY MARCEL WANDERS



In the Heracleum III The Big O, by Bertjan Pot, the flowering leaves are shaped in a blossoming crown. In the old days, a circular crown was a symbol of power, eternity, and glory. The Heracleum III The Big O adds the beauty of nature and prosperity to that row. Available in two sizes and four colours, this suspended lighting design is suitable for any space and crowns any interior. Like the other designs in the Heracleum family, the lean branches are powered by Electrosandwich, by Marcel Wanders studio. Compatible with our Wireless Wall Switch, for quick and easy dimming that gives you full control over the light output.

Detailing




Heracleum III The Big O is powered by Electrosandwich, a coating of conductive layers on the branches that creates a clean silhouette.


Colours



Copper



Green



Nickel

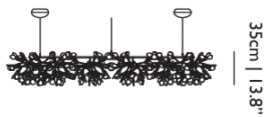


White

Heracleum III The Big O / Big

Dimensions

210cm | 82.6"
160cm | 63.0"



Product

WIDTH 210cm | 82.7"
HEIGHT 35cm | 13.8"
DEPTH 210cm | 82.7"
DIAMETER 210cm | 82.7"
WEIGHT NETTO 10.5kg | 23.15lbs

Packaging

WIDTH 115cm | 45.3"
HEIGHT 107cm | 42.1"
CUBAGE 2.93m³ | 103.64ft³
LENGTH 238.5cm | 93.9"
WEIGHT 30kg | 66.14lbs

Technical CE / UL

ADDITIONAL

To use the Wireless Wall Switch with Heracleum The Big O, an additional device in the driver is needed. Please contact our sales department via sales@moooi.com or your Moooi sales representative for advice and support.

MATERIAL

Metal wire frame, polycarbonate lenses, ultra thin suspension wire

LIGHTSOURCE TYPE

LED

LIGHTSOURCE INCLUDED

Yes

NUMBER OF LIGHTSOURCES

324

INPUT VOLTAGE

120-250V

FREQUENCY

50/60

MAX POWER CONSUMPTION

84W

LAMPHOLDER

LED (Solid state)

LIFETIME

50000 hours

CABLE COLOUR

Transparent with tinned cores

CABLE LENGTH

400cm | 157.5"; 1000cm | 393.7"

CANOPY

Pebble III in matching color

CHROM X

0.46

CHROM Y

0.4

COLOUR TEMPERATURE

2600 K

CRI

91

LIGHT DIRECTION

All directions

LIGHT OUTPUT

8427 lm

DIMMING & LIGHTING CONTROL

DALI dt6, Push / Pulse dim on Line Voltage, Wireless Wall Switch, Mains / ELV dimming is not possible

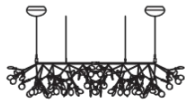
See last page for more information about the dimming possibilities.



Heracleum III The Big O / Small

Dimensions

160cm | 63"
101,7cm | 40"



36cm | 14.2"

Product

WIDTH 160cm | 63"
HEIGHT 36cm | 14.2"
DEPTH 160cm | 63"
DIAMETER 160cm | 63"
WEIGHT NETTO 7.7kg | 16.98lbs

Packaging

WIDTH 48cm | 18.9"
HEIGHT 157cm | 61.8"
CUBAGE 1.15m³ | 40.72ft³
LENGTH 153cm | 60.2"
WEIGHT 18kg | 39.68lbs

Technical CE / UL

ADDITIONAL

To use the Wireless Wall Switch with Heracleum The Big O, an additional device in the driver is needed. Please contact our sales department via sales@moooi.com or your Moooi sales representative for advice and support.

MATERIAL

Metal wire frame, polycarbonate lenses, ultra thin suspension wire

LIGHTSOURCE TYPE

LED

LIGHTSOURCE INCLUDED

Yes

NUMBER OF LIGHTSOURCES

90

INPUT VOLTAGE

120-250V

FREQUENCY

50/60

MAX POWER CONSUMPTION

32W

LAMPHOLDER

LED (Solid state)

LIFETIME

50000 hours

CABLE COLOUR

Transparent with tinned cores

CABLE LENGTH

400cm | 157.5"; 1000cm | 393.7"

CANOPY

Pebble III Copper Coated, ABS, Pebble III Green Coated, ABS, Pebble III Nickel Coated, ABS, Pebble III White Coated, ABS

CHROM X

0.46

CHROM Y

0.4

COLOUR TEMPERATURE

2600 K

CRI

91

LIGHT DIRECTION

All directions

LIGHT OUTPUT

2340 lm

DIMMING & LIGHTING CONTROL

DALI dt6, Push / Pulse dim on Line Voltage, Wireless
Wall Switch, Mains / ELV dimming is not possible

See last page for more information about the dimming possibilities.



Dimming & Lighting Control

DALI dt6

The luminaire is dimmable by integrating it into a DALI network. This is an universal and professional standard in home automation systems with endless control possibilities and ease. We advise to hire a professional to integrate the luminaire into your DALI network.

Compatible models: Big CCC, Big CE, Big UL, Small CCC, Small CE, Small UL

Push / Pulse dim on Line Voltage

The luminaire is dimmable by using an external momentary switch or pushbutton switch. The switch is usually mounted on an existing wall socket. In some cases a Phase or Control wire needs to be added to your home's wiring. The switch should be suitable for use with line voltage and of the type 'normal off - momentary on'. The luminaire dims perfectly when the switch makes and holds contact. A short press switches between on and off.

Compatible models: Big CCC, Big CE, Big UL, Small CCC, Small CE, Small UL

Wireless Wall Switch

With our Wireless Wall Switch, you'll have full control over your Moooi lighting design with one touch. Our Wireless Wall Switch comprises two components, a wall switch and radio device to put in the canopy of your Moooi lighting design. Since the Big O have two canopies, an additional Casambi Ready Internal Antenna is necessary for the Heracleum III Big O. Please contact our sales department for more information. The wall switch can be integrated in System 55 or Decora style wall switches. The Wireless Wall Switch communicates via Bluetooth with the Casambi Ready Internal Antenna in the luminaires canopy. Within moments you can enjoy full and fluent dimming, all the way to dark.

Compatible models: Big CCC, Big CE, Big UL, Small CCC, Small CE, Small UL

Mains / ELV dimming is not possible

Mains and/or ELV dimming is not possible. The wireless wall switch is advised for dimming in this case.

Compatible models: Big CCC, Big CE, Big UL, Small CCC, Small CE, Small UL
